

Features

- External Reference
- Output Power : 17dBm
- Output Freq. : 40 GHz
- Harmonics : -20 dBc
- RoHS and REACH Compliant

Electrical Specifications

Description	Units	Minimum	Typical	Maximum
Output Frequency	GHz		40	
Output Power	dBm		17±2.5	
Phase Noise@10Hz	dBc/Hz			
Phase Noise@100Hz	dBc/Hz			-55
Phase Noise@1KHz	dBc/Hz			-95
Phase Noise@10KHz	dBc/Hz			-102
Phase Noise@100KHz	dBc/Hz			-102
Phase Noise@1MHz	dBc/Hz			-112
Reference Frequency	MHz		100	
Reference Input Power	dBm		0 to +6	
2nd Harmonics	dBc		-20	
Spurious	dBc		-70	
Supply Voltage	V		+12	
Current	mA		700	
Operating Temp.	°C	-40		+70
Lock Detect	TTL High (3.3V - 5V) in Lock ; TTL Low (0V -0.7V) Unlock			

Note

- Electronic Specification Note : Values at 25deg , sea level. Test indicators will deteriorate at high and low temperature ;
- External Reference & Dual Loop Models Frequency Stability : Same as External Reference.
- External Ref. Phase noise deteriorate : =20 log (Output Freq / Ref. Freq) +3

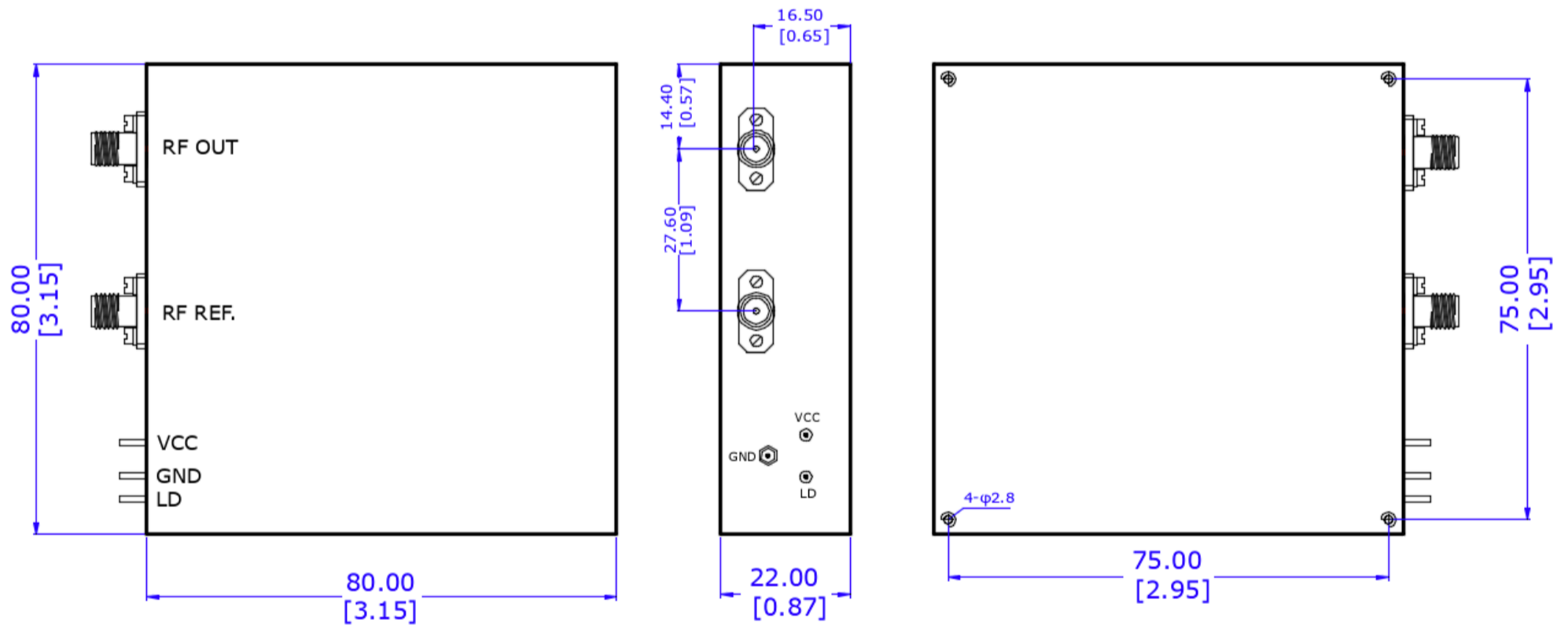
Mechanical Specifications

Dimension L*W*H	80*80*22 mm
Ref. Connector	SMA-Female Stainless Steel
Output Connectors	2.92mm-Female Stainless Steel
Weight	110 g
Finishing	Nickel Plated
Environment	Nominal

Compliance Certifications

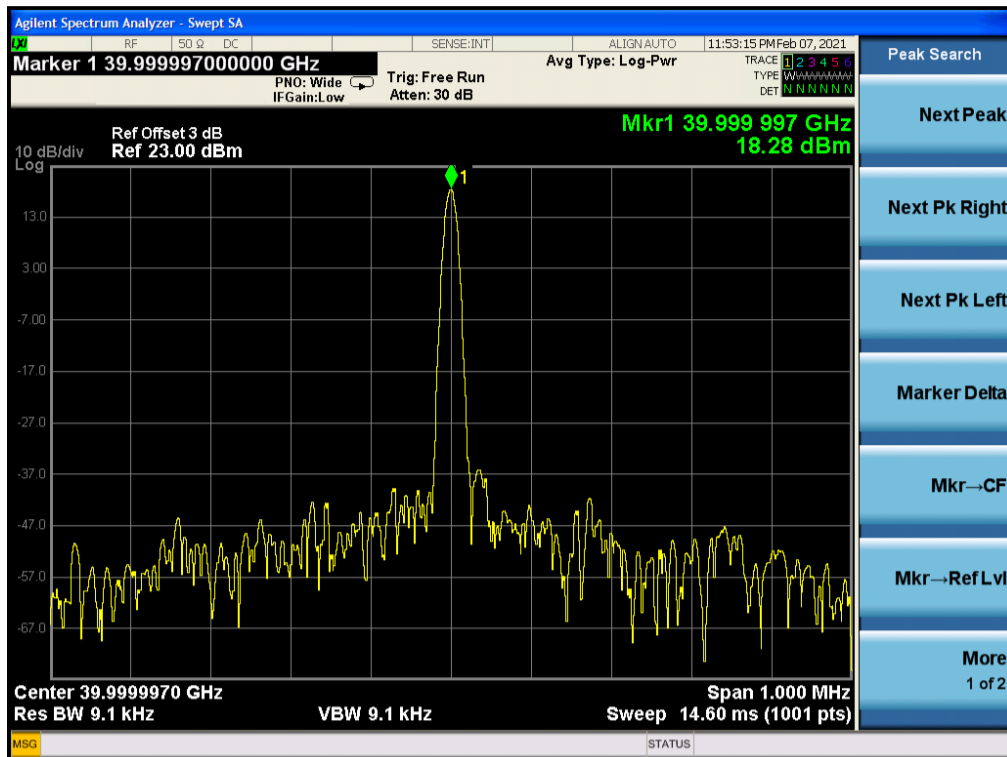
RoHS Compliant	✓
REACH Compliant	✓

CAD Drawing

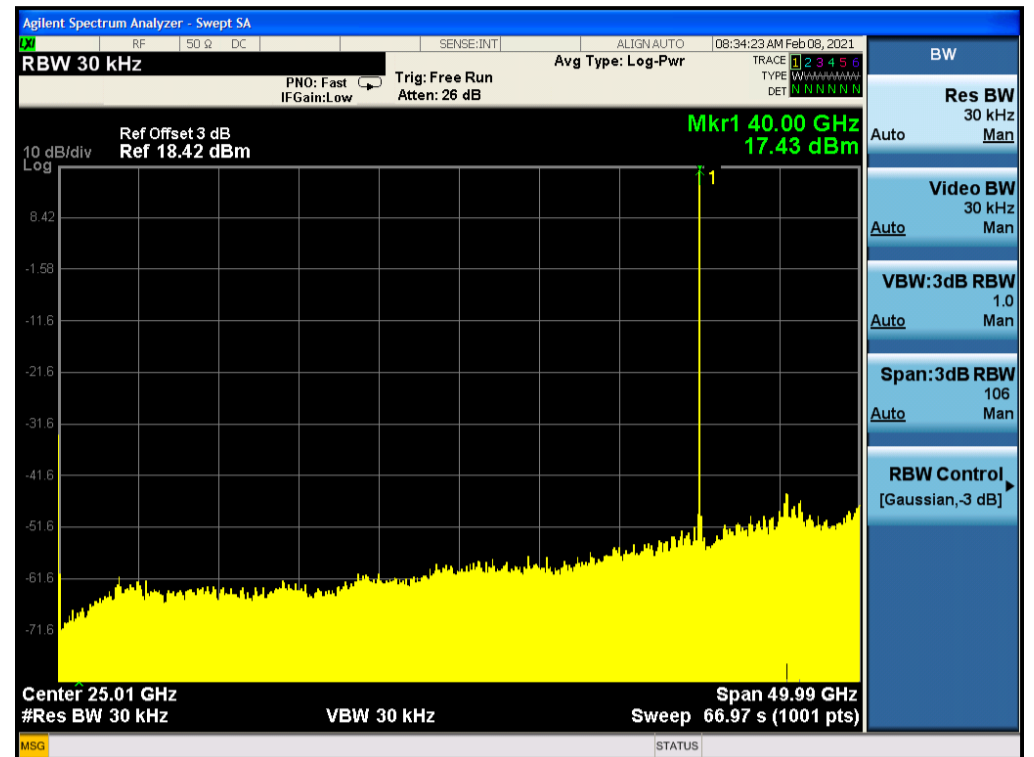


Dimensions are in mm [Inches]
 Tolerances : Outline drawing: ±0.2 [0.008]
 Hole: ±0.2 [0.008]

Output Power



Spurious and Harmonics



Phase Noise (dBc/Hz)

