

## Features

- Design : Suspended Stripline
- Stainless Steel Connectors
- Low Insertion Loss 1.5 dB
- High Rejection
- RoHS and REACH Compliant

## Electrical Specifications

Description	Units	Minimum	Typical	Maximum
Freq. Range	GHz	4	6	8
Bandwidth	MHz		4000	
Insertion Loss	dB			1.5
Ripple	dB			1.0
Return Loss	dB	10		
Group delay	ns			-
Group Delay Variation	ns			-
Phase Linearity	deg			-
Amplitude Matching	dB			-
Rejection	dB	25@3.7GHz	25@8.3GHz	60@3.5GHz 60@8.5GHz
Power	W			1
Operating Temp.	°C	-40		+70

## Special Requirements

## Note

- Electronic Specification Note : Values at 25deg , sea level. Test indicators will deteriorate at high and low temperature ;
- Relative Humidity 5 to 95% at +25°C ;

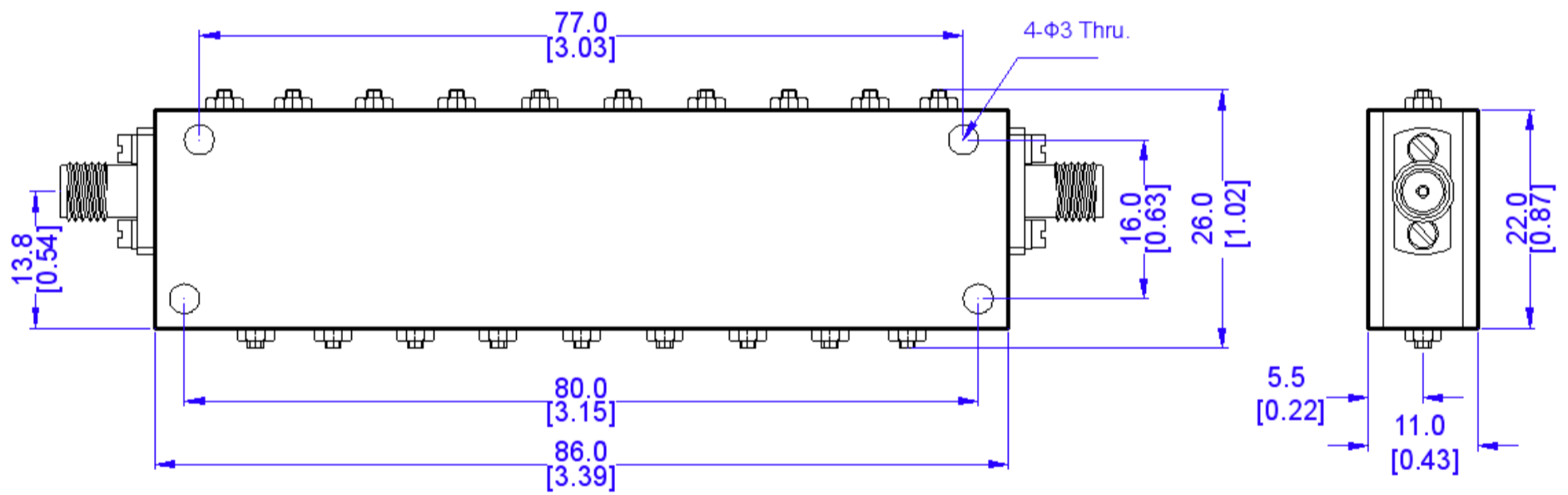
**Mechanical Specifications**

Dimension L*W*H	86*26*11 mm
Input Connector	SMA-Female Stainless Steel
Output Connectors	SMA-Female Stainless Steel
Weight	120 g
Finishing	Paint Black
Environment	X

**Compliance Certifications**

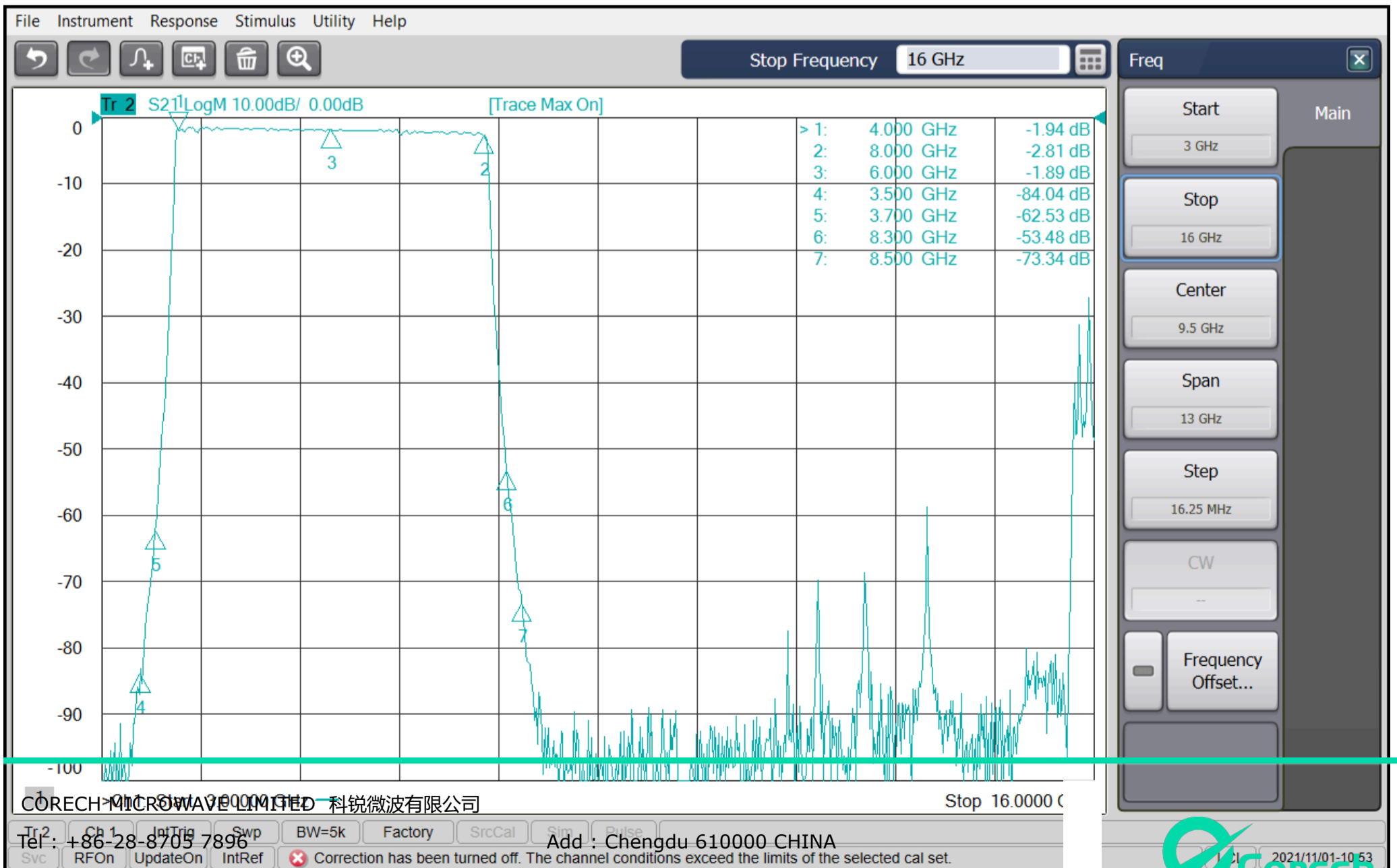
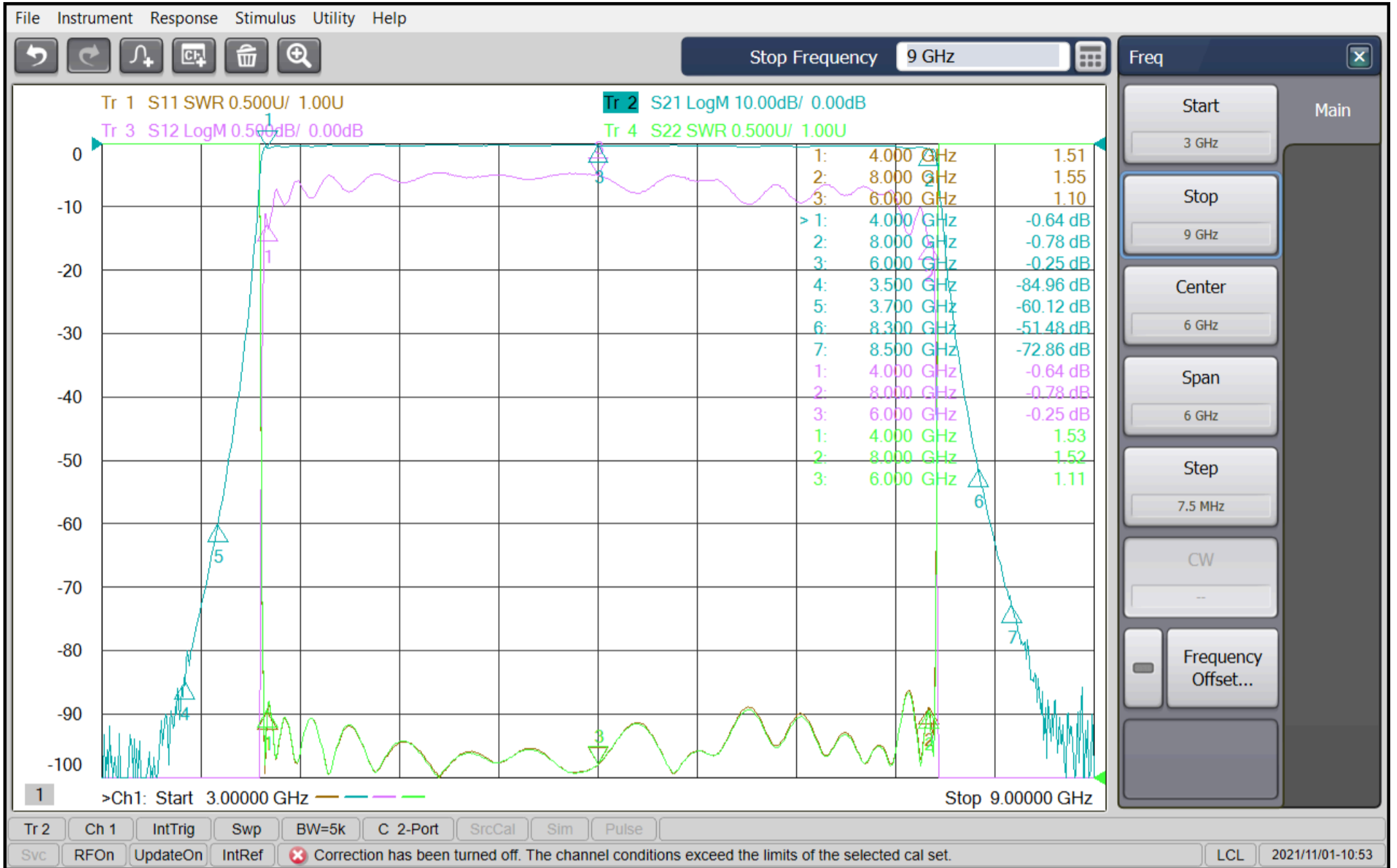
RoHS Compliant	✓
REACH Compliant	✓

**CAD Drawing**



Dimensions are in mm [Inches]  
 Tolerances : Outline drawing: ±0.2 [0.008]  
 Hole: ±0.2 [0.008]

Insertion Loss , Return Loss , Rejection and etc.



---

CORECH MICROWAVE LIMITED 科锐微波有限公司

Tel : +86-28-8705 7896

E-mail : [info@corechmw.com](mailto:info@corechmw.com)

Add : Chengdu 610000 CHINA

Website : [www.corechmw.com](http://www.corechmw.com)

