

## Features

- Design : Wilkinson
- Stainless Steel Connectors
- Low Insertion Loss 2.2dB
- RoHS and REACH Compliant
- High Isolation 18dB

## Electrical Specifications

Description	Units	Minimum	Typical	Maximum
Freq. Range	GHz	8		12.8
Nominal Splitter Loss	dB		12.0	
Insertion Loss	dB			2.2
Input VSWR				1.5
Output VSWR				1.4
Amplitude Balance	dB			0.8
Phase Balance	deg			12
Isolation	dB	18		
Forward Power	W			20
Reverse Power	W			1
Peak Power	KW			0.5
Impedance	Ohms		50	
Operating Temp.	°C	-45		+85

## Special Requirements

## Note

- Electronic Specification Note : Values at 25deg , sea level. Test indicators will deteriorate at high and low temperature ;
- All output ports /power combiner in-amplitude (0dB difference) ;
- All output ports /power combiner in-phase (0° difference) ;

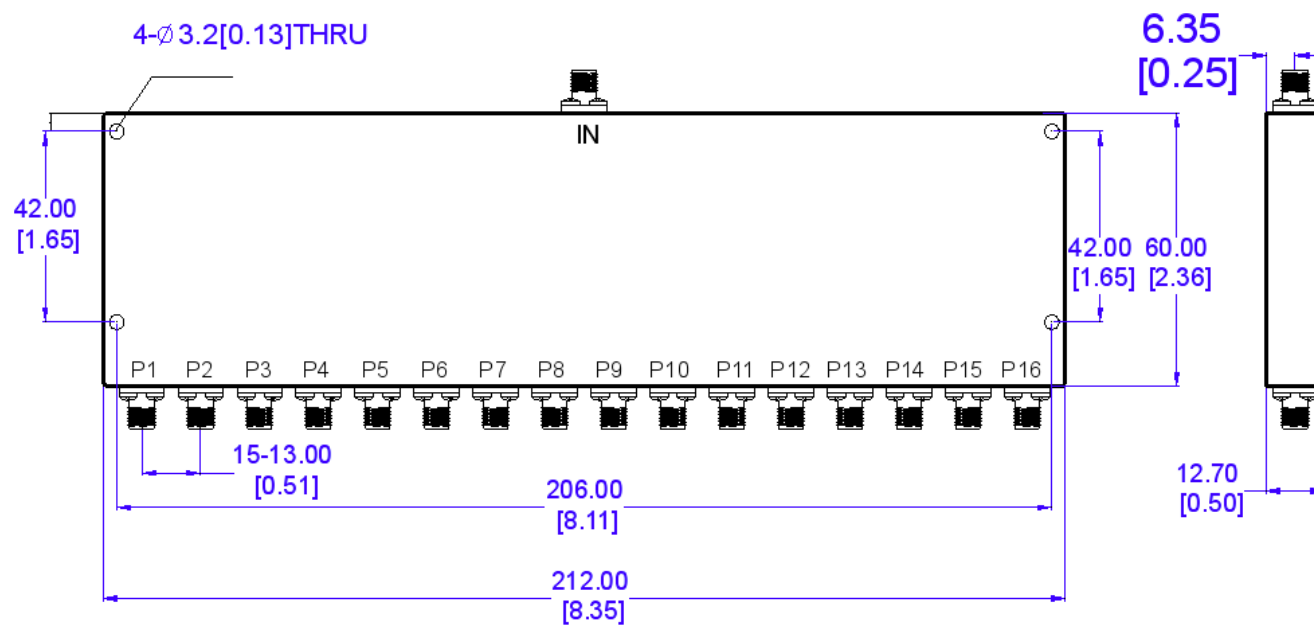
**Mechanical Specifications**

Dimension L*W*H	212*60*12.7 mm
Input Connector	SMA-Female Stainless Steel
Output Connectors	SMA-Female Stainless Steel
Weight	380 g
Finishing	Paint Black
Environment	Nominal

**Compliance Certifications**

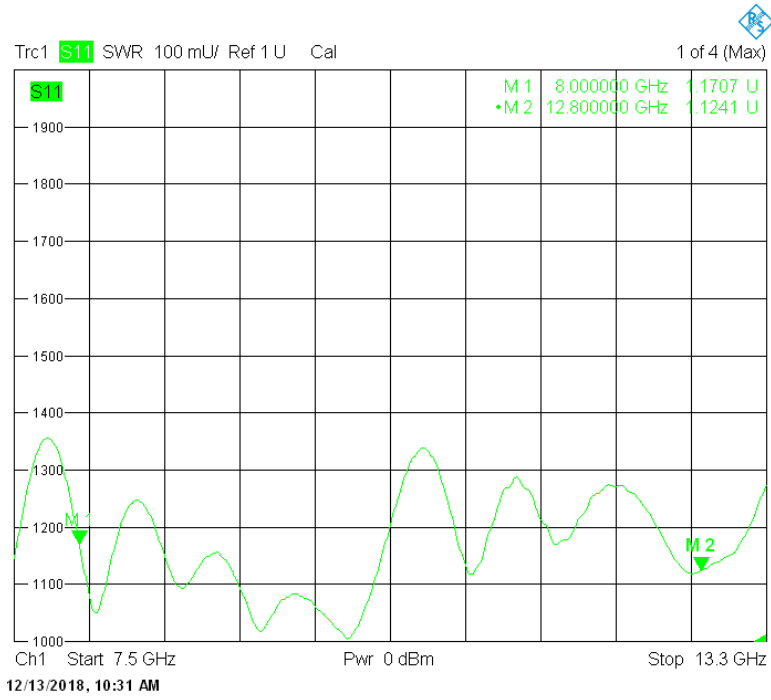
RoHS Compliant	✓
REACH Compliant	✓

**CAD Drawing**

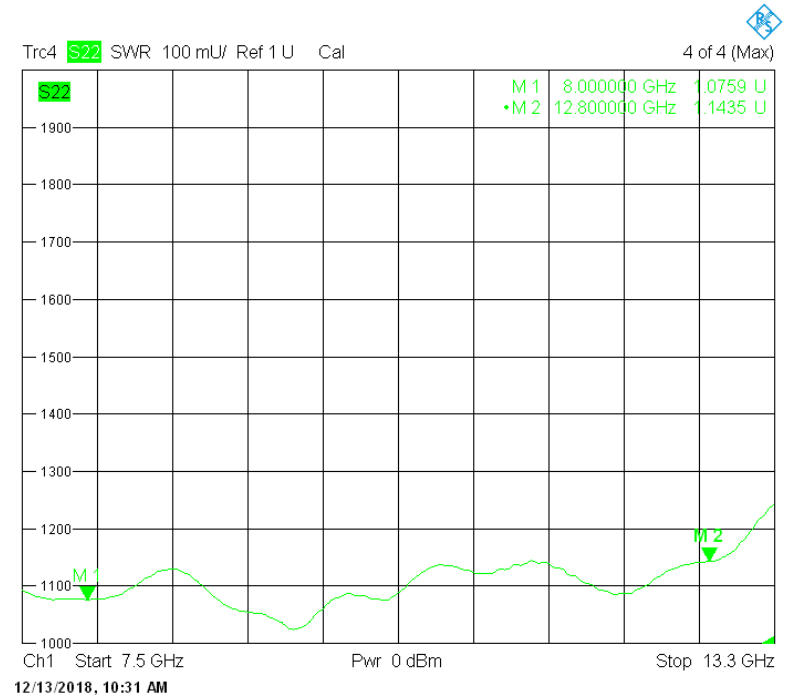


Dimensions are in mm [Inches]  
 Tolerances : Outline drawing: ±0.2 [0.008]  
 Hole: ±0.2 [0.008]

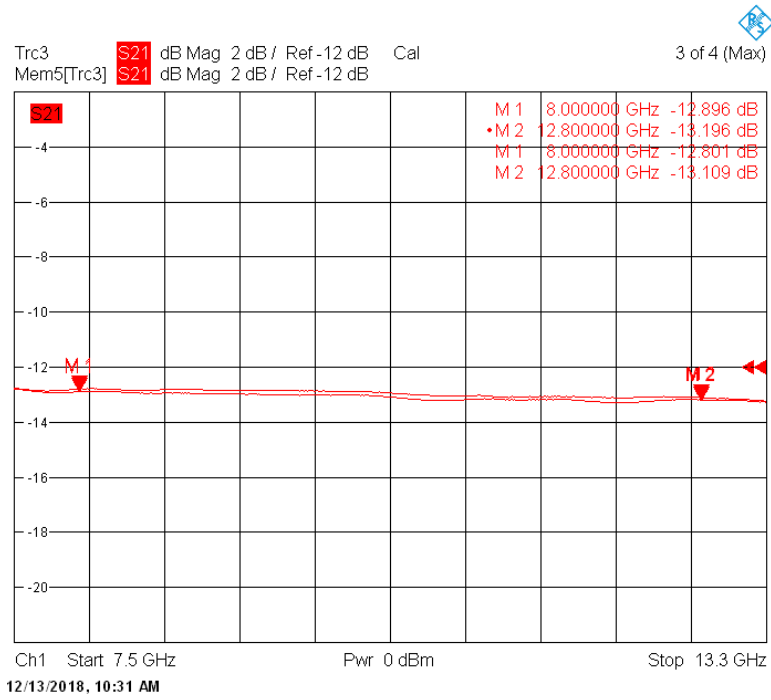
## Input Port VSWR



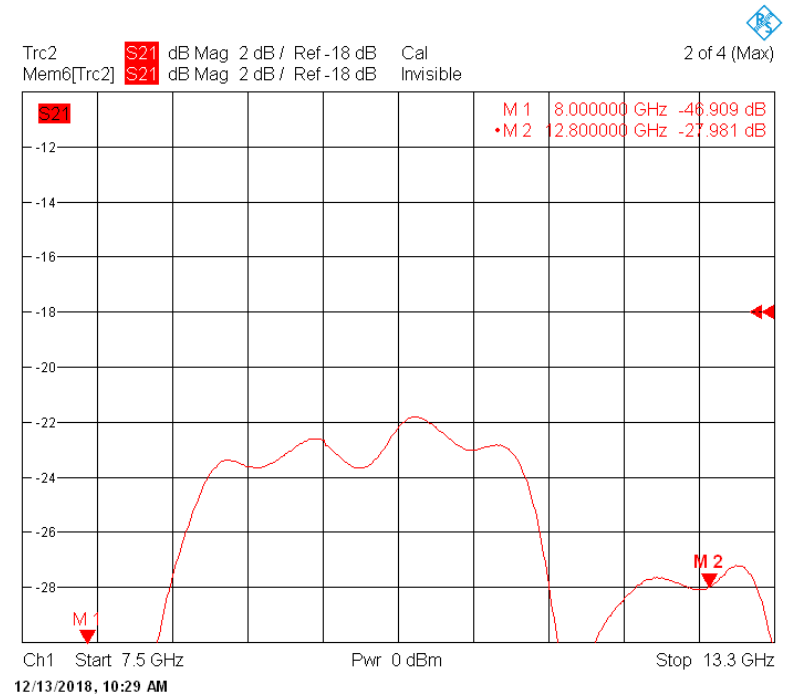
## Output Port VSWR



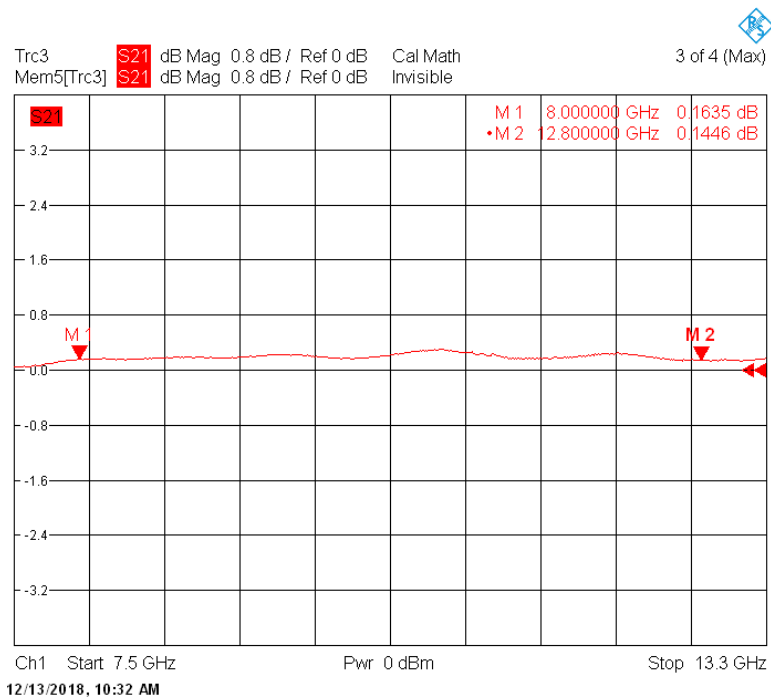
## Output Port Insertion Loss



## Output Port Isolation



## Amplitude Balance



## Phase Balance

