

Features

- Design : Wilkinson
- Stainless Steel Connectors
- Low Insertion Loss 0.5dB
- RoHS and REACH Compliant
- High Isolation 20dB

Electrical Specifications

Description	Units	Minimum	Typical	Maximum
Freq. Range	GHz	4		8
Nominal Splitter Loss	dB		3.0	
Insertion Loss	dB			0.5
Input VSWR				1.25
Output VSWR				1.2
Amplitude Balance	dB			0.2
Phase Balance	deg			3
Isolation	dB	20		
Forward Power	W			30
Reverse Power	W			2
Peak Power	KW			0.5
Impedance	Ohms		50	
Operating Temp.	°C	-45		+85

Special Requirements

IP65

Note

- Electronic Specification Note : Values at 25deg , sea level. Test indicators will deteriorate at high and low temperature ;
- All output ports /power combiner in-amplitude (0dB difference) ;
- All output ports /power combiner in-phase (0° difference) ;

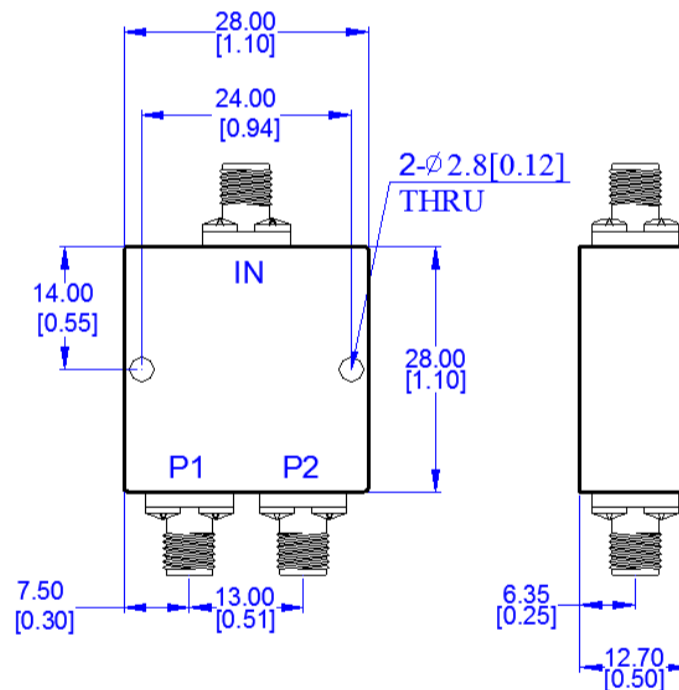
Mechanical Specifications

Dimension L*W*H	28*28*12.7 mm
Input Connector	SMA-Female Stainless Steel
Output Connectors	SMA-Female Stainless Steel
Weight	30 g
Finishing	Paint Black
Environment	Nominal

Compliance Certifications

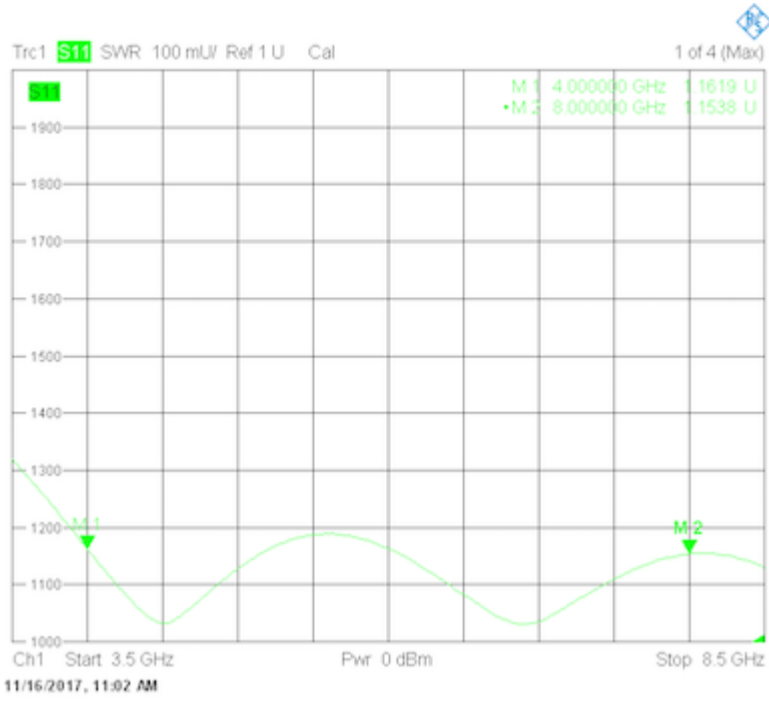
RoHS Compliant	✓
REACH Compliant	✓

CAD Drawing

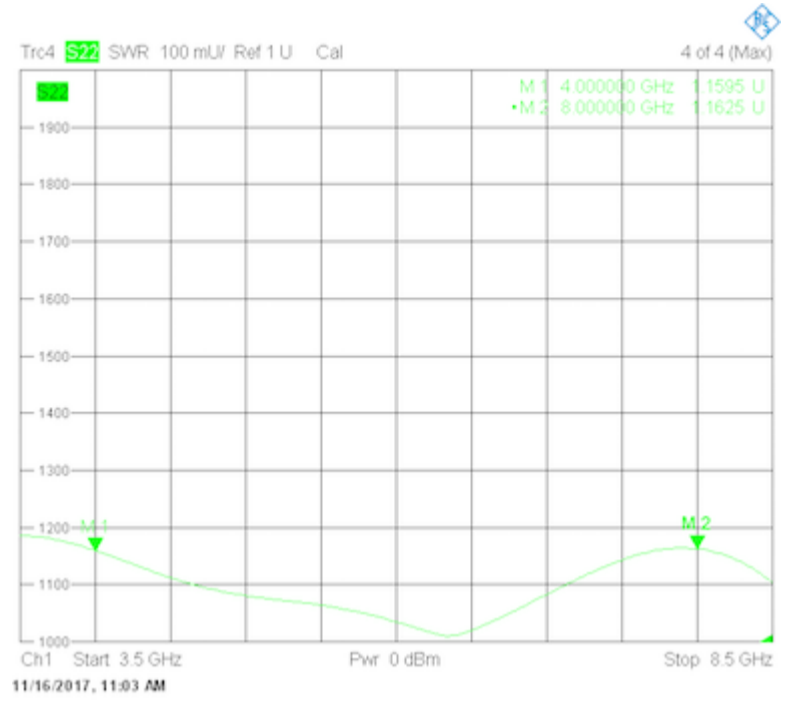


Dimensions are in mm [Inches]
 Tolerances : Outline drawing: ± 0.2 [0.008]
 Hole: ± 0.2 [0.008]

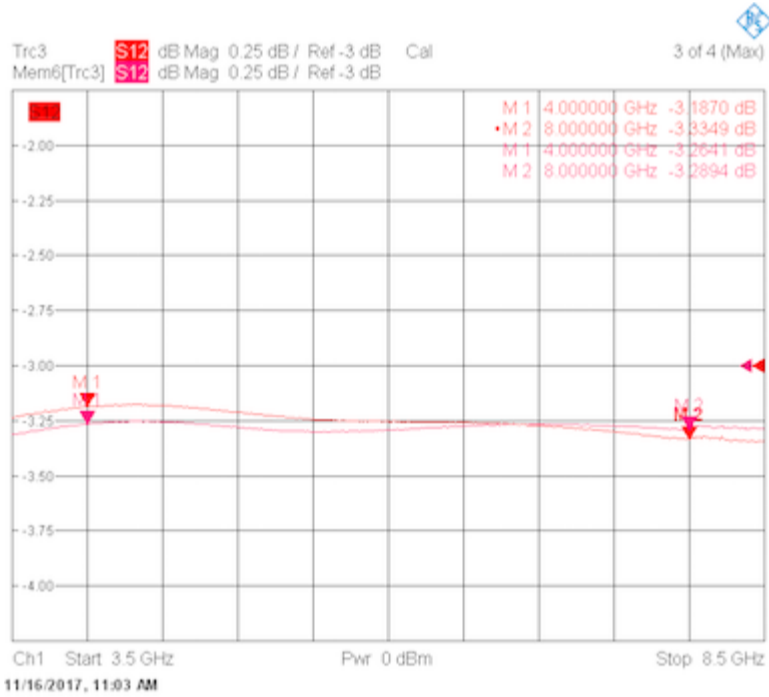
Input Port VSWR



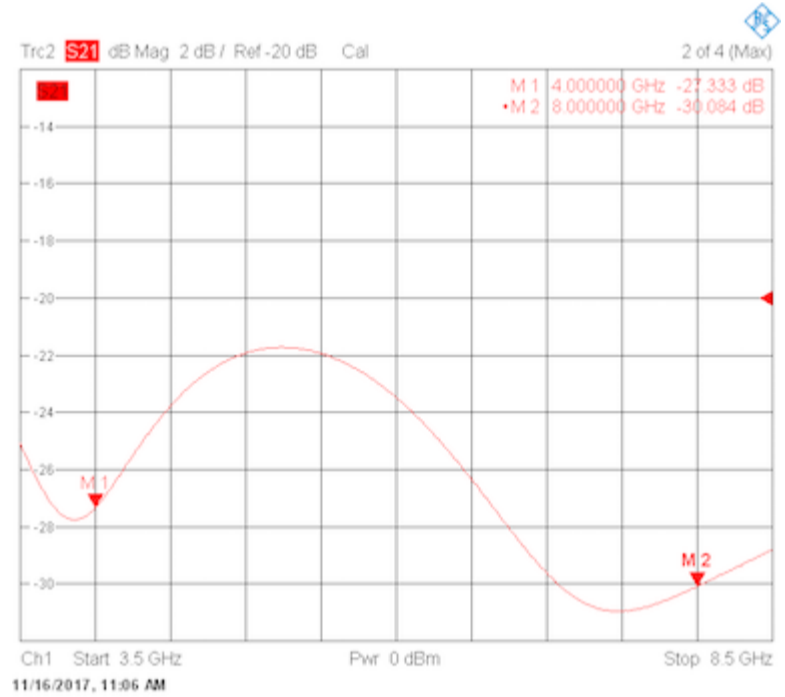
Output Port VSWR



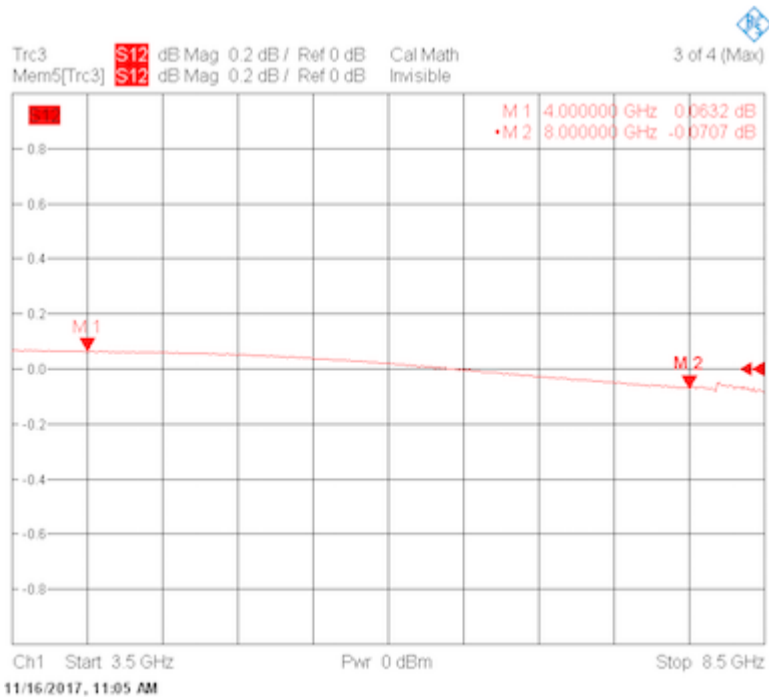
Output Port Insertion Loss



Output Port Isolation



Amplitude Balance



Phase Balance

