

Features

- Design : Wilkinson
- Stainless Steel Connectors
- Low Insertion Loss 1.3dB
- RoHS and REACH Compliant
- High Isolation 17dB

Electrical Specifications

| Description | Units | Minimum | Typical | Maximum |
|-----------------------|-------|---------|---------|---------|
| Freq. Range | GHz | 2 | | 18 |
| Nominal Splitter Loss | dB | | 3.0 | |
| Insertion Loss | dB | | 0.9 | 1.3 |
| Input VSWR | | | 1.4 | 1.5 |
| Output VSWR | | | 1.3 | 1.4 |
| Amplitude Balance | dB | | 0.2 | 0.3 |
| Phase Balance | deg | | 4 | 5 |
| Isolation | dB | 17 | 18 | |
| Forward Power | W | | | 30 |
| Reverse Power | W | | | 1 |
| Peak Power | KW | | | 0.5 |
| Impedance | Ohms | | 50 | |
| Operating Temp. | °C | -45 | | +85 |

Special Requirements

Note

- Electronic Specification Note : Values at 25deg , sea level. Test indicators will deteriorate at high and low temperature ;
- All output ports /power combiner in-amplitude (0dB difference) ;
- All output ports /power combiner in-phase (0° difference) ;

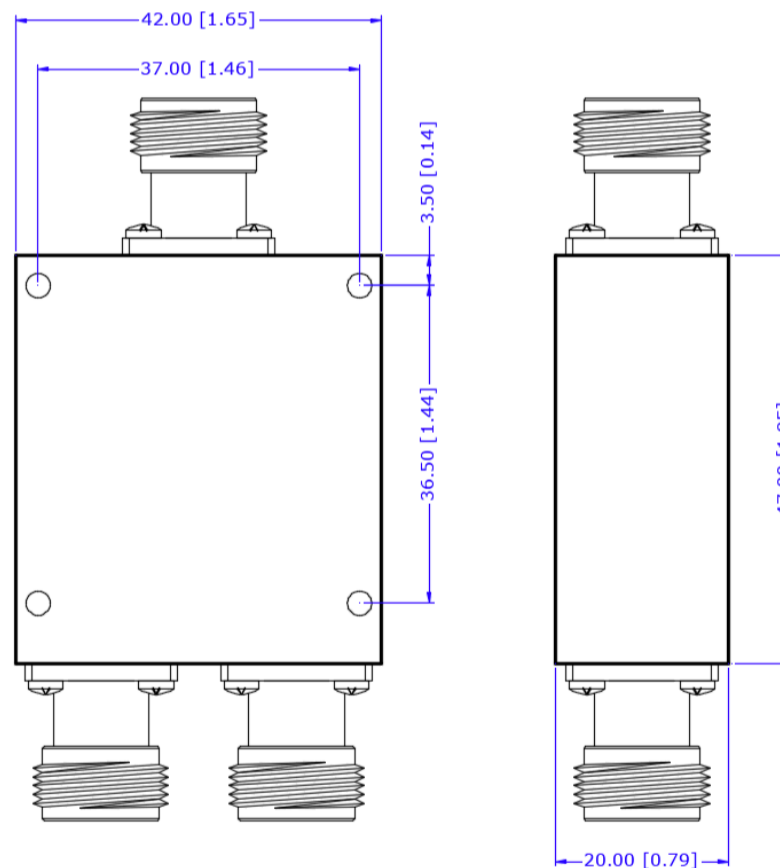
Mechanical Specifications

| | |
|-------------------|--------------------------|
| Dimension L*W*H | 47*42*20 mm |
| Input Connector | N-Female Stainless Steel |
| Output Connectors | N-Female Stainless Steel |
| Weight | 150 g |
| Finishing | Paint Black |
| Environment | Nominal |

Compliance Certifications

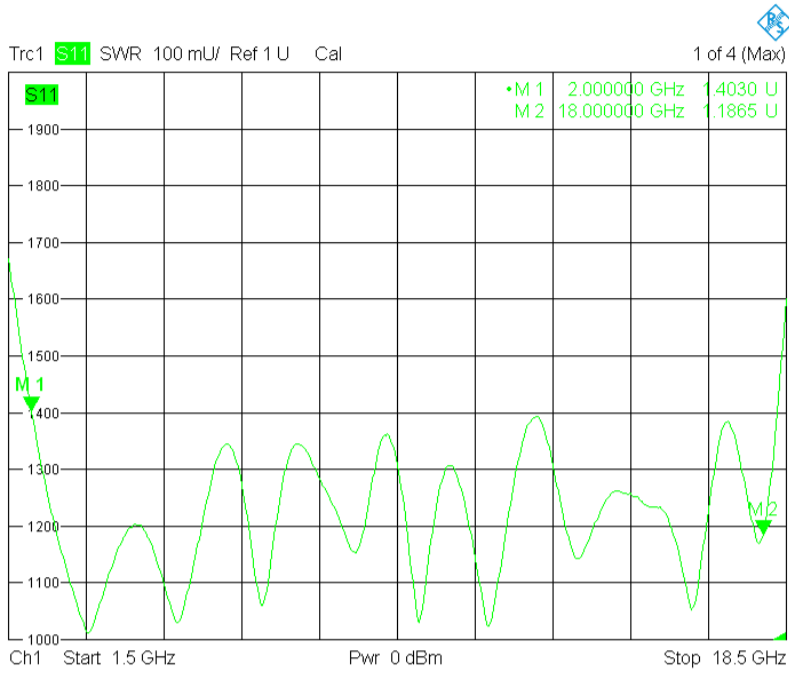
| | |
|-----------------|---|
| RoHS Compliant | ✓ |
| REACH Compliant | ✓ |

CAD Drawing

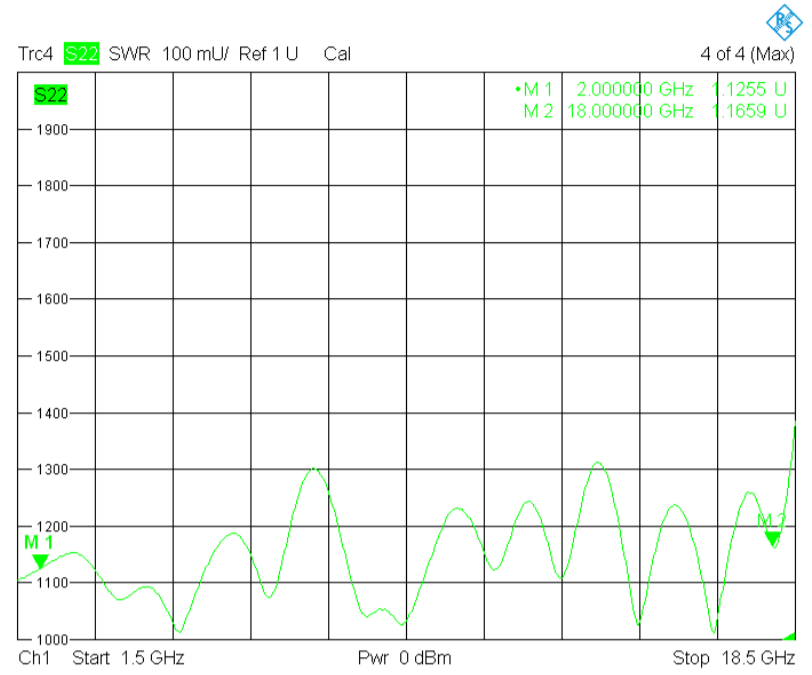


Dimensions are in mm [Inches]
 Tolerances : Outline drawing: ± 0.2 [0.008]
 Hole: ± 0.2 [0.008]

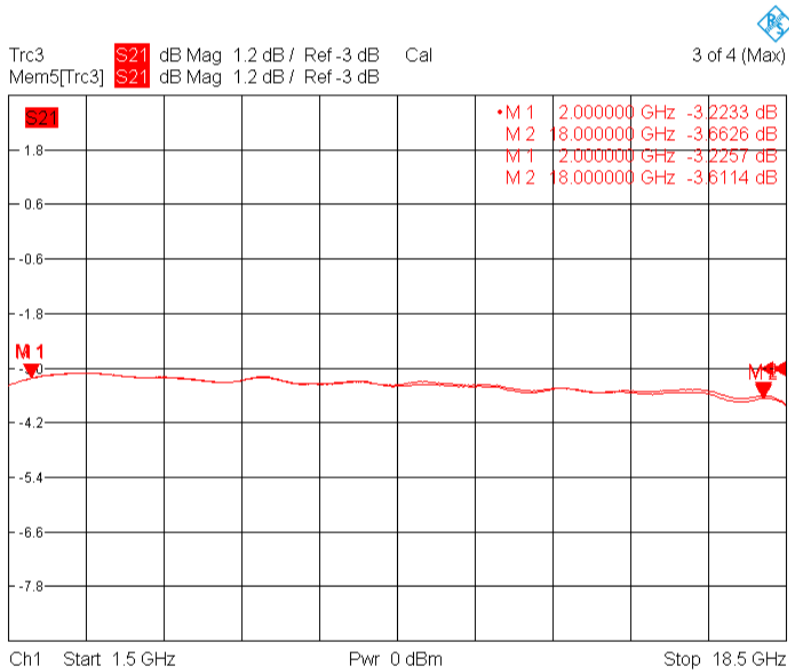
Input Port VSWR



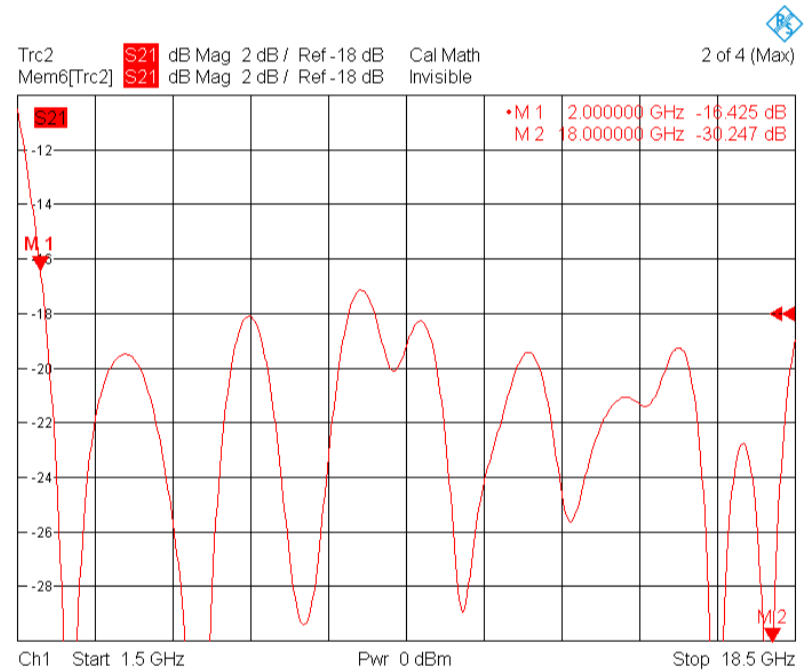
Output Port VSWR



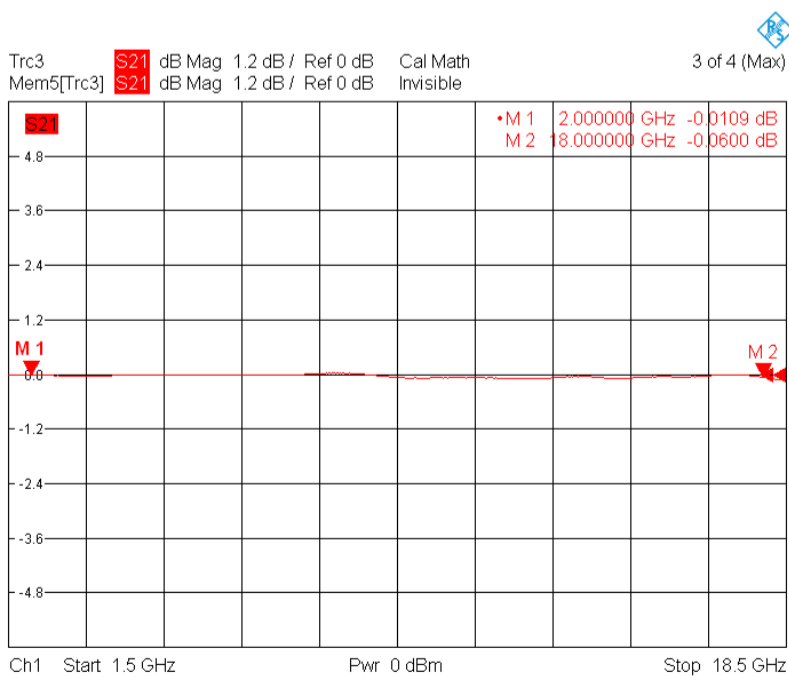
Output Port Insertion Loss



Output Port Isolation



Amplitude Balance



Phase Balance

