

## Features

- Design : Wilkinson
- Stainless Steel Connectors
- Low Insertion Loss 0.5dB
- RoHS and REACH Compliant
- High Isolation 20dB

## Electrical Specifications

Description	Units	Minimum	Typical	Maximum
Freq. Range	GHz	1.4		1.9
Nominal Splitter Loss	dB		3.0	
Insertion Loss	dB			0.5
Input VSWR				1.3
Output VSWR				1.25
Amplitude Balance	dB			0.2
Phase Balance	deg			3
Isolation	dB	20		
Forward Power	W			30
Reverse Power	W			2
Peak Power	KW			0.5
Impedance	Ohms		50	
Operating Temp.	°C	-45		+85

## Special Requirements

## Note

- Electronic Specification Note : Values at 25deg , sea level. Test indicators will deteriorate at high and low temperature ;
- All output ports /power combiner in-amplitude (0dB difference) ;
- All output ports /power combiner in-phase (0° difference) ;

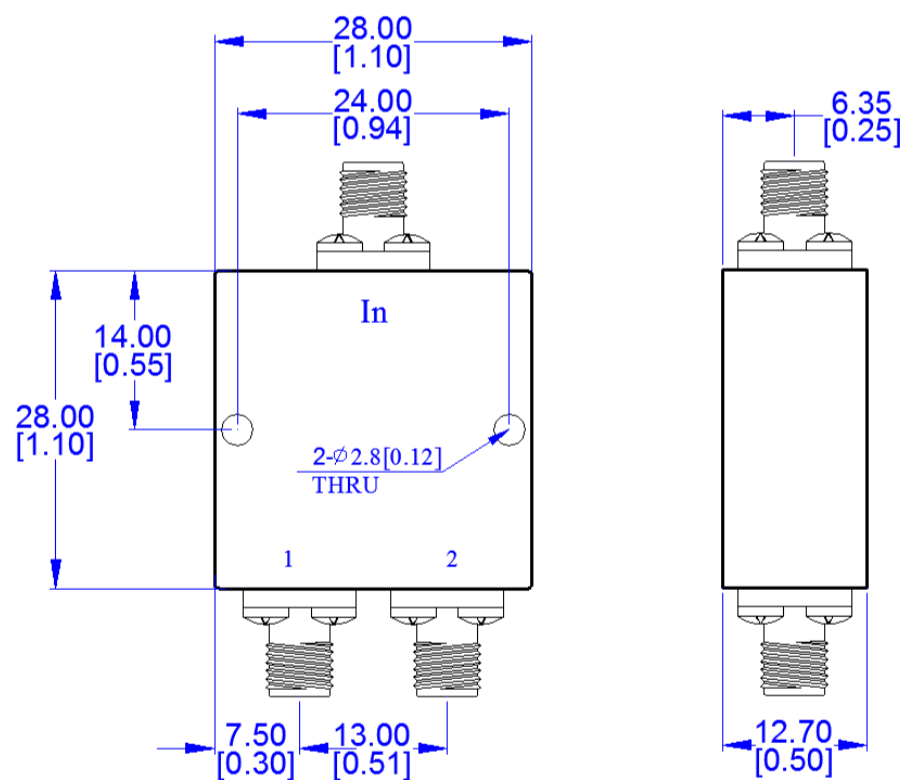
### Mechanical Specifications

Dimension L*W*H	28*28*12.7 mm
Input Connector	SMA-Female Stainless Steel
Output Connectors	SMA-Female Stainless Steel
Weight	30 g
Finishing	Paint Black
Environment	Nominal

### Compliance Certifications

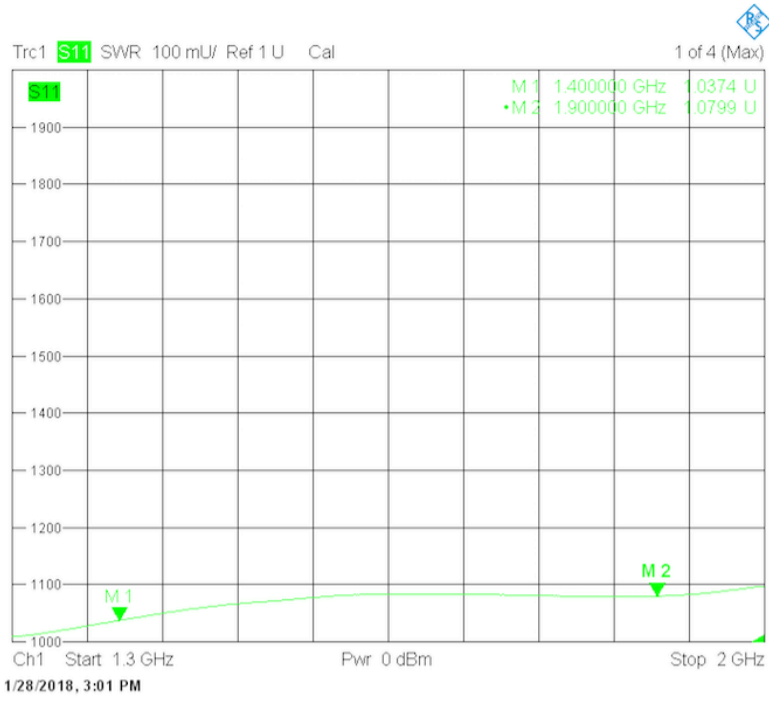
RoHS Compliant	✓
REACH Compliant	✓

### CAD Drawing

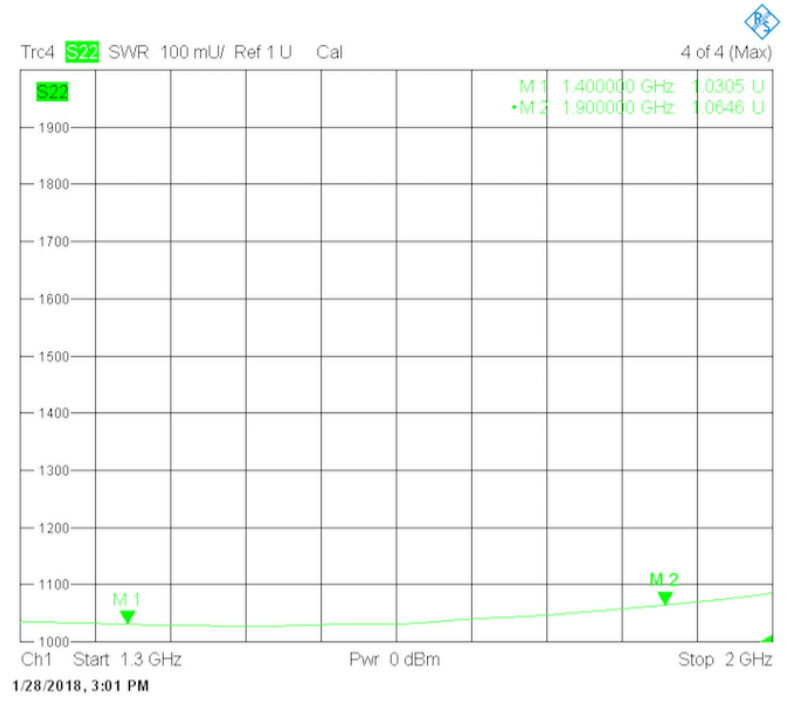


Dimensions are in mm [Inches]  
 Tolerances : Outline drawing: ±0.2 [0.008]  
 Hole: ±0.2 [0.008]

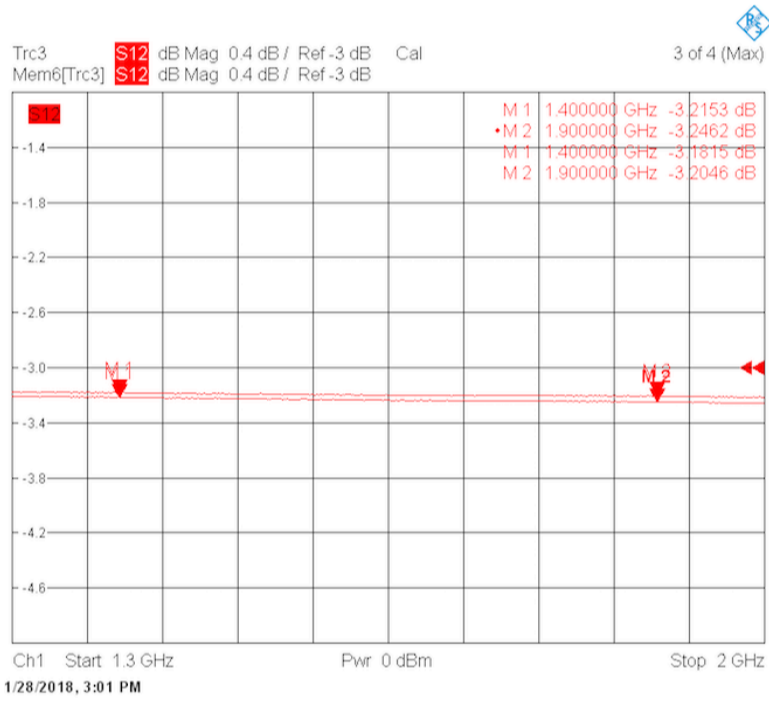
## Input Port VSWR



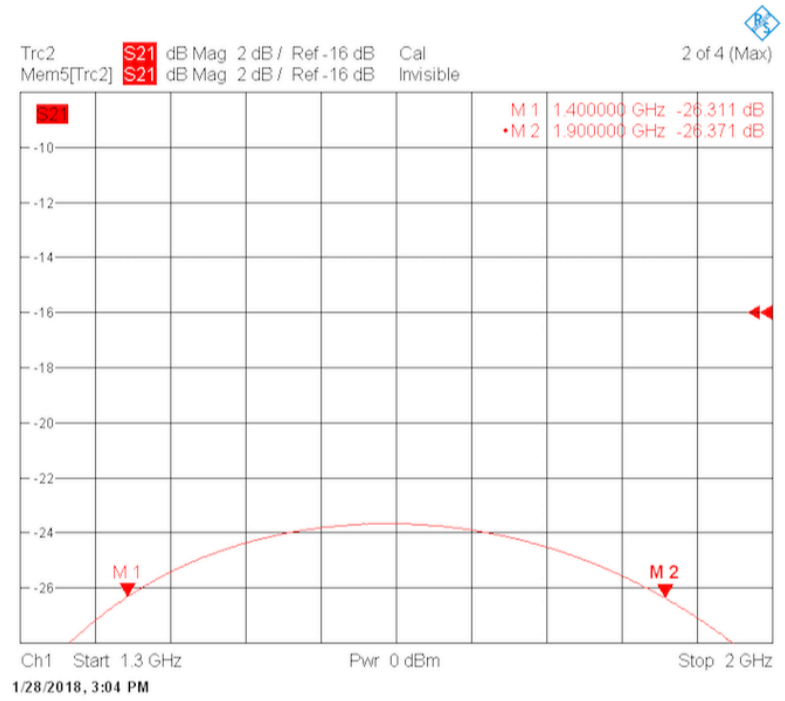
## Output Port VSWR



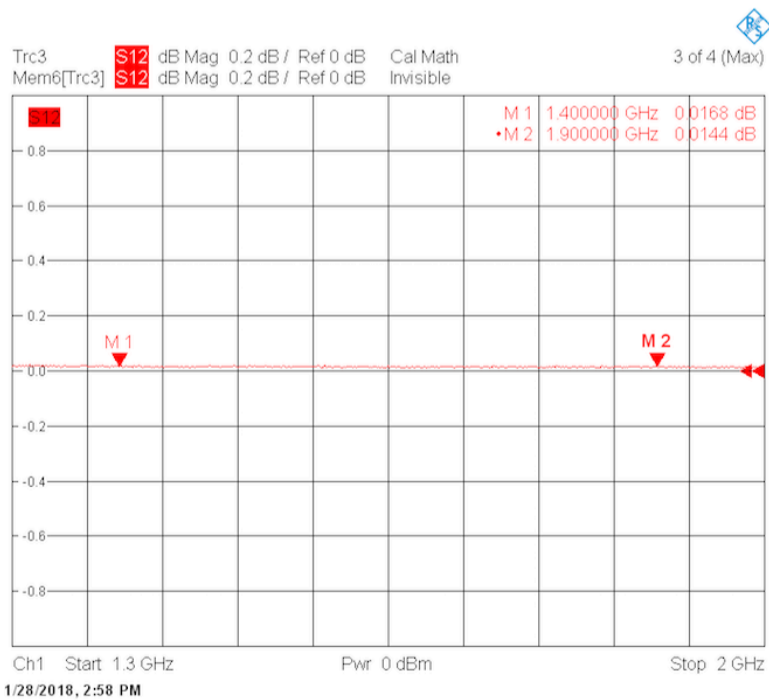
## Output Port Insertion Loss



## Output Port Isolation



## Amplitude Balance



## Phase Balance

