

Features

- Design : Wilkinson
- Stainless Steel Connectors
- Low Insertion Loss 1.0dB
- RoHS and REACH Compliant
- High Isolation 12dB

Electrical Specifications

Description	Units	Minimum	Typical	Maximum
Freq. Range	GHz	0.5		18
Nominal Splitter Loss	dB		3.0	
Insertion Loss	dB		0.7	1.0
Input VSWR			1.5	1.7
Output VSWR			1.3	1.4
Amplitude Balance	dB			0.5
Phase Balance	deg			5
Isolation	dB	12	15	
Forward Power	W			20
Reverse Power	W			1
Peak Power	KW			0.2
Impedance	Ohms		50	
Operating Temp.	°C	-45		+85

Special Requirements

Isolation : 12dB min.@0.5-0.7GHz , 16dB min.@0.7-18GHz

Note

- Electronic Specification Note : Values at 25deg , sea level. Test indicators will deteriorate at high and low temperature ;
- All output ports /power combiner in-amplitude (0dB difference) ;
- All output ports /power combiner in-phase (0° difference) ;


Mechanical Specifications

Dimension L*W*H	112*26*12.7 mm
Input Connector	SMA-Female Stainless Steel
Output Connectors	SMA-Female Stainless Steel
Weight	108 g
Finishing	Paint Black
Environment	Nominal

Compliance Certifications

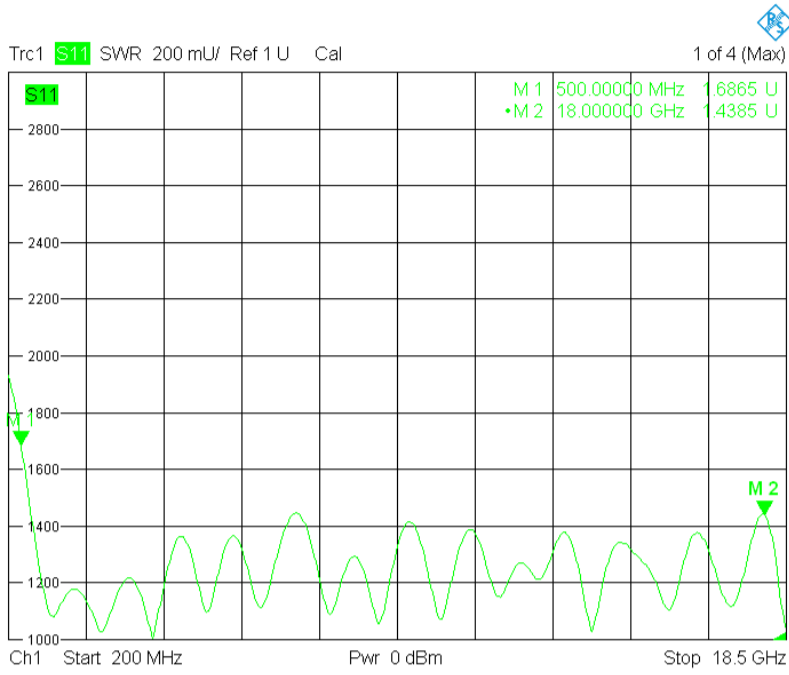
RoHS Compliant	✓
REACH Compliant	✓

CAD Drawing

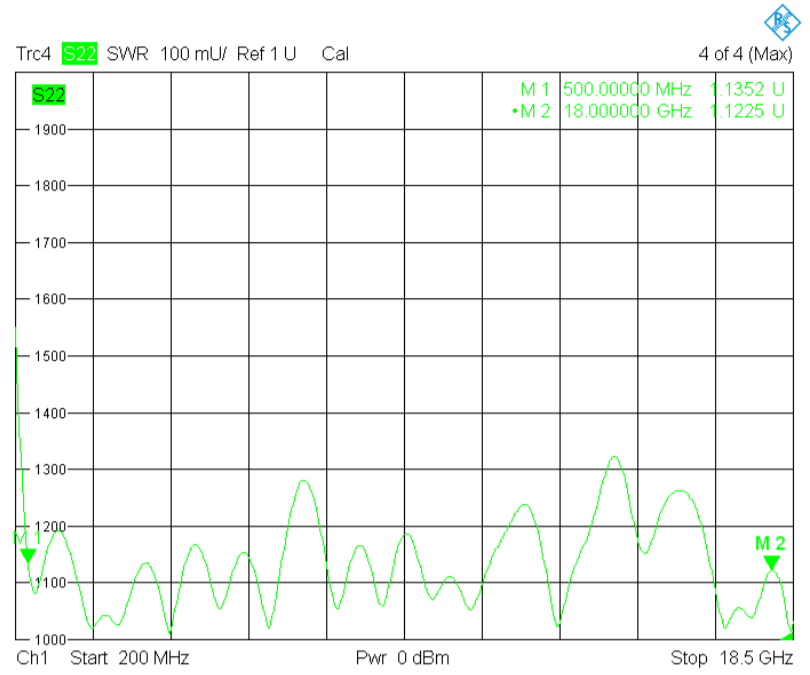


Dimensions are in mm [Inches]
 Tolerances : Outline drawing: ±0.2 [0.008]
 Hole: ±0.2 [0.008]

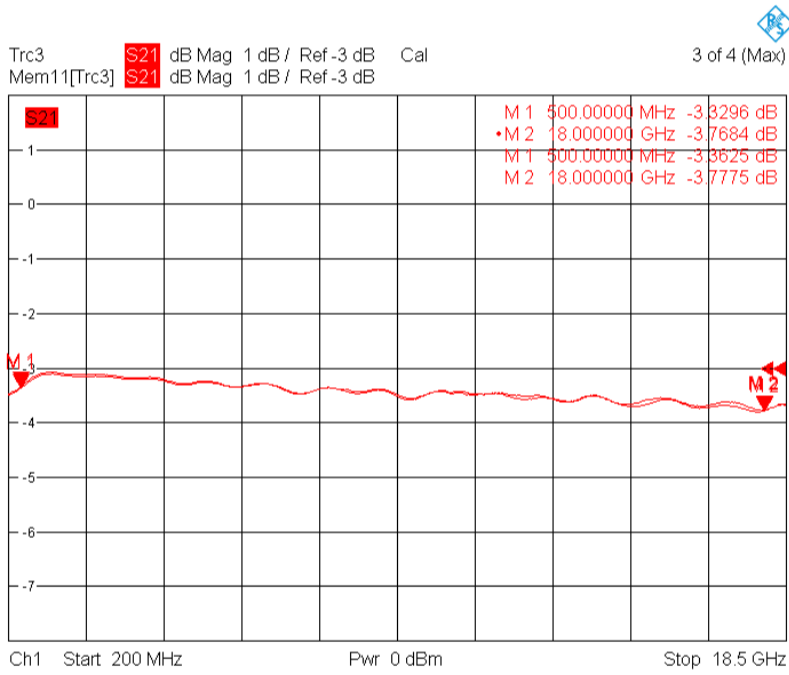
Input Port VSWR



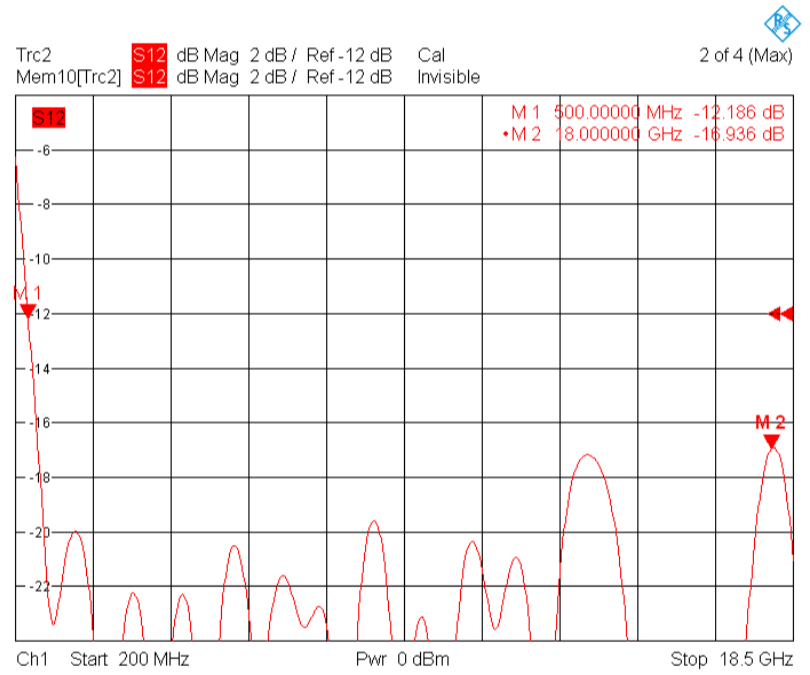
Output Port VSWR



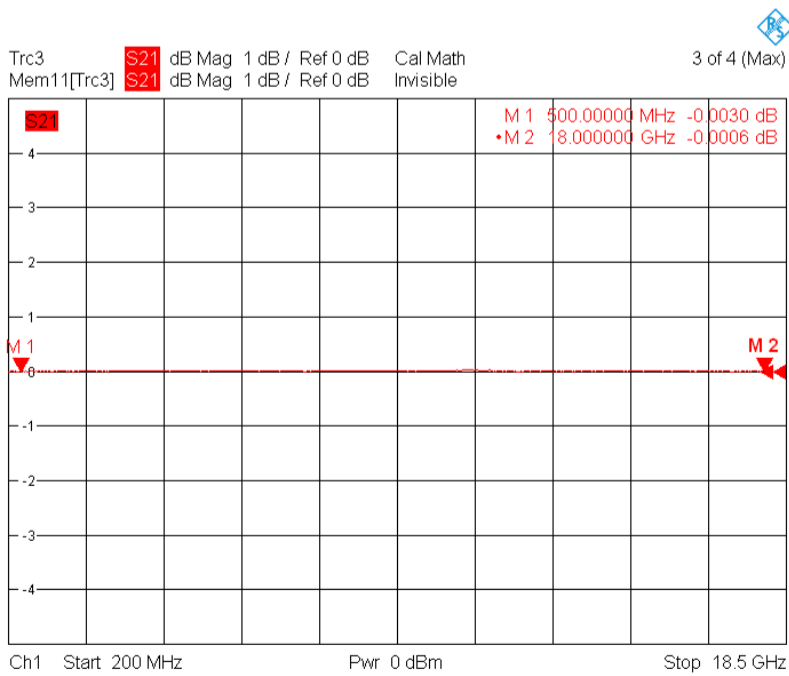
Output Port Insertion Loss



Output Port Isolation



Amplitude Balance



Phase Balance

